ISSUE NO. 003
AUGUST 2026

DenLine Consults

— Building today for a better tomorrow. —

DENLINE CONSTRUCTION INSIGHTS

A Knowledge Series for a Stronger Built Environment



FEATURE STORY

BEYOND WHAT WE SEE

UNDERSTANDING STRUCTURAL DESIGN AND WHY IT MATTERS

The science and art of creating safe, efficient and durable structures.

GOOD DESIGN
STRONGER FUTURE

SAFETY BY DESIGN
Well-designed structures protect lives and property.

EFFICIENCY AND ECONOMY
Smart design optimizes materials, costs and construction.

DURABILITY AND PERFORMANCE
Engineered to withstand loads, time and the environment.

INTEGRATED SOLUTIONS
Coordinating structure with architecture and MEP.

SUSTAINABLE FUTURE
Responsible design for long-term value and sustainability.



> "Good structures don't just stand, they perform, protect and endure."



**DESIGN IS INTENT.
STRUCTURE IS CONFIDENCE.**

Engineering strength.
Building trust.

COMING IN THE NEXT ISSUE:

Quality Control on Site
– Building Quality from the Ground Up.

VISIT OUR WEBSITE
www.denlineconsults.com

EMAIL US
info@denlineconsults.com

CALL US
0702232153

SCAN TO VISIT OUR WEBSITE

ISSUE NO. 003
AUGUST 2026

Denline Consults

— Building today for a better tomorrow. —

EDITORIAL NOTE

LOOKING BEYOND WHAT WE SEE



Every building begins as an idea. But transforming that idea into a structure that can safely carry loads, withstand the forces acting upon it and serve its intended purpose requires much more than what eventually meets the eye.

In this third issue of **Denline Construction Insights**, we turn our attention to structural design—one of the fundamental disciplines behind a safe, efficient and durable built environment.

Structural design brings together engineering principles, analysis, material behaviour, safety requirements and professional judgement to determine how a structure will resist the loads and forces it encounters throughout its life. From foundations beneath the ground to columns, beams, slabs and roof systems above, every structural element has a role to play.

Readers may recall that in Issue No. 002 we indicated that our next discussion would focus on Quality Control on Site. As our editorial programme continues to evolve, we have chosen to first explore structural design because of its fundamental relationship with the quality, safety and performance of construction projects.

Quality Control on Site remains firmly on our programme and will feature in a subsequent issue.

Through this edition, we hope to make structural design more understandable—not only to engineers, but also to clients, contractors, students and everyone interested in how our buildings work.

Because behind every successful building is a structure carefully conceived, analysed, designed and detailed to perform.

We Shape Our Buildings; thereafter, They Shape Us.

D.P. Wanzira

Dennis Paul Wanzira
Founder & Managing Director
Denline Consults Limited

STRONGER DESIGN
SAFER STRUCTURES
BRIGHTER TOMORROWS



COMING IN THE NEXT ISSUE:
Quality Control on Site – Building Quality from the Ground Up.

VISIT OUR WEBSITE
www.denlineconsults.com

EMAIL US
info@denlineconsults.com

CALL US
0702232153

SCAN TO VISIT OUR WEBSITE

DenLine Consults
— Building today for a better tomorrow. —

ISSUE NO. 003
AUGUST 2026

MAIN FEATURE

WHAT IS STRUCTURAL DESIGN?

The Engineering Behind Safe, Stable and Efficient Structures



Structural design is the process of analysing and designing a structure so that it can safely resist all anticipated loads and forces throughout its intended life. It transforms architectural ideas into stable, practical and buildable solutions.

THE MAIN OBJECTIVES OF STRUCTURAL DESIGN

SAFETY
Ensure the structure can safely resist all loads and forces without collapse.

STABILITY
Ensure the structure remains stable and does not overturn or undergo excessive movement.

SERVICEABILITY
Ensure the structure performs well in everyday use with acceptable deflection, vibration and crack control.

DURABILITY
Ensure the structure can withstand the effects of the environment over its intended life.

ECONOMY
Use materials and resources efficiently to achieve the most value for every investment.

ANALYSIS + DESIGN = SAFE STRUCTURES

STRUCTURAL ANALYSIS
Evaluate how the structure responds to loads and forces using engineering principles and appropriate methods.

STRUCTURAL DESIGN
Determine the size, shape and reinforcement of structural elements to safely and efficiently resist those actions.

HOW LOADS TRAVEL THROUGH A STRUCTURE



1. **SLAB**
Receives loads from people, furniture, walls and other sources.

2. **BEAM**
Transfers the loads from the slab to the columns.

3. **COLUMN**
Transfers the loads from the beams to the foundation.

4. **FOUNDATION**
Transfers the loads safely to the ground.

5. **GROUND**
Distributes the loads into the earth.

> "Structural design gives architecture the strength to become reality."

DenLine Consults
— Building today for a better tomorrow. —

ISSUE NO. 003
AUGUST 2026

MAIN FEATURE

THE ROLE OF STRUCTURAL DESIGN

Turning Loads and Forces into Safe, Efficient Solutions



Every structure is subjected to a variety of loads and forces. Structural design ensures that these are properly identified, analysed and accommodated so the building can withstand them throughout its life.

Good structural design balances safety, economy, aesthetics and constructability—creating structures that are not only strong, but also practical, durable and cost-effective.

TYPES OF LOADS CONSIDERED

DEAD LOADS
Permanent loads such as self-weight of structural elements, walls, finishes and fixed installations.

LIVE LOADS
Loads from occupancy, movement of people, furniture, equipment and stored materials.

WIND LOADS
Forces exerted by wind on the structure.

SEISMIC LOADS
Forces caused by earthquake ground motions.

ENVIRONMENTAL LOADS
Effects of temperature changes, shrinkage, creep and moisture.

OTHER LOADS
Such as impact, construction loads and soil or water pressures.

WHAT STRUCTURAL DESIGN DELIVERS

SAFETY
Protects lives and property by ensuring the structure can withstand all expected actions.

STABILITY
Prevents collapse or excessive movement; ensures overall structural integrity.

SERVICEABILITY
Limits deflection, vibration and cracking to acceptable levels for comfort and use.

DURABILITY
Ensures the structure performs reliably over its intended service life.

ECONOMY
Uses materials and resources efficiently to achieve the best value.

FROM CONCEPT TO CONSTRUCTION

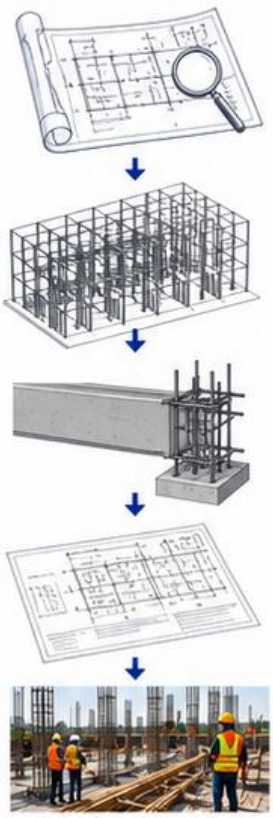

1. **UNDERSTAND**
Understand the project requirements, site conditions and applicable codes.

2. **ANALYSE**
Model the structure and analyse how it responds to loads and forces.

3. **DESIGN**
Determine sizes, reinforcement and details to meet safety and service requirements.

4. **DETAIL**
Prepare clear drawings and specifications for accurate construction.

5. **BUILD**
Guide construction and verify that the structure is built as designed.

> "A well-designed structure is invisible in its success—you feel safe, it performs, and it stands the test of time."

Denline Consults
— Building today for a better tomorrow. —

ISSUE NO. 003
AUGUST 2026

MAIN FEATURE

STRUCTURAL SYSTEMS

How Buildings Carry and Transfer Loads

A structural system is the combination of structural elements that work together to resist loads and forces and safely transfer them to the ground. The right system depends on the building's use, height, span, materials, site conditions and performance requirements.



Every building stands because its structural system carries loads efficiently from top to bottom.

TYPES OF STRUCTURAL SYSTEMS

1 LOAD-BEARING WALL SYSTEMS



Walls carry the loads from floors and roof down to the foundations.

2 FRAMED STRUCTURES



Beams and columns form the primary load-resisting skeleton of the building.

3 SLAB SYSTEMS



- One-way slab
- Two-way slab
- Flat slab

Slabs distribute loads to beams or columns depending on their configuration.

4 BRACED FRAMES & SHEAR WALLS



Provide lateral stability and resist wind and other horizontal forces.

5 TRUSSES



Efficient for long spans, especially in roofs of industrial, commercial and public buildings.

6 FOUNDATION SYSTEMS



• Strip footing



• Raft foundation



• Pile foundation

Transfer all building loads safely to the ground. The choice depends on soil conditions and structural demands.

LOAD PATH: THE BIG PICTURE

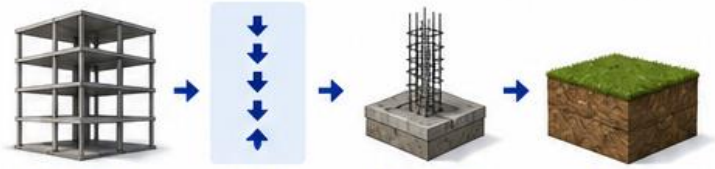

Structural System → Load Path → Foundation System → Ground

Loads flow continuously from where they act to where they are finally resisted.

FRAMED STRUCTURE vs LOAD-BEARING STRUCTURE

FRAMED STRUCTURE



- Loads carried by beams and columns
- Walls mainly for partition and enclosure
- More flexibility in planning and openings

LOAD-BEARING STRUCTURE



- Loads carried by walls
- Walls are structural and load-bearing
- Openings and layout are more limited

> "A structure is only as effective as the system through which its loads find their way safely to the ground."

REMEMBER
The right structural system ensures safety, efficiency, durability and value throughout the life of the building.

Denline Consults
— Building today for a better tomorrow. —

ISSUE NO. 003
AUGUST 2026

MAIN FEATURE

STRUCTURAL MATERIALS

The Building Blocks of a Strong Structure

The choice and quality of materials have a direct impact on the safety, durability, economy and performance of any structure. Structural materials must be strong, reliable and suitable for the environment in which the building will perform throughout its life.



Good materials, used correctly, are the foundation of a safe and durable building.

COMMON STRUCTURAL MATERIALS

1 CONCRETE



Strong in compression and widely used for foundations, columns, beams, slabs and structural walls.

2 REINFORCING STEEL



Provides tensile strength to concrete and controls cracking. Used in bars, mesh and stirrups.

3 STRUCTURAL STEEL



High strength-to-weight ratio. Used in frames, trusses, long spans and industrial structures.

4 MASONRY UNITS



Durable and economical for walls and partitions. Load-bearing masonry can form part of the structural system.

5 TIMBER



Lightweight and versatile. Used in roof structures, formwork and small-scale buildings.

FACTORS AFFECTING MATERIAL SELECTION

STRENGTH REQUIREMENTS
Materials must safely resist all expected loads and forces.

DURABILITY
Ability to withstand weather, corrosion, chemicals and other environmental effects.

COST AND AVAILABILITY
Materials should be readily available and economically suitable for the project.

SUSTAINABILITY
Consideration of embodied energy, resource use and environmental impact.

WORKABILITY
Ease of handling, construction and compatibility with other materials.

PROPERTIES OF GOOD STRUCTURAL MATERIALS

STRENGTH
Capable of resisting applied loads without failure.

DURABILITY
Remain effective throughout the structure's life.

RELIABILITY
Provide consistent performance under expected conditions.

SAFETY
Protect occupants by preventing collapse or failure.

ECONOMY
Deliver value through efficient use of resources.

CHOOSING THE RIGHT MATERIAL

- Match the material to the structural role and performance requirements.
- Consider the environment and site conditions.
- Use standards and codes to guide selection.
- Work with qualified professionals to make informed decisions.



QUALITY ASSURANCE OF MATERIALS

TESTING
Strength, density, slump, yield and other tests confirm material quality.

CERTIFICATION
Use materials from approved and certified suppliers.

INSPECTION
Regular inspection on site ensures materials meet specifications.

RECORDS
Maintain records of test results, certificates and delivery notes.



> "Great structures are not built by chance. They are built with the right materials, in the right way, for the right purpose."

Denline Consults
— Building today for a better tomorrow. —

ISSUE NO. 003
AUGUST 2026

MAIN FEATURE

HOW STRUCTURAL ELEMENTS BEHAVE

Understanding Tension, Compression, Bending, Shear and Torsion

When a structure is subjected to loads and forces, its elements respond in specific ways. Understanding these fundamental actions helps engineers design safe, stable and efficient structures.



Structural design ensures every element can resist the forces it will encounter in service.

FUNDAMENTAL ACTIONS ON STRUCTURAL ELEMENTS

1 COMPRESSION

Forces push or squeeze an element, causing it to shorten.



Example:
Columns and walls mainly resist compression.

2 TENSION

Forces pull an element apart, causing it to lengthen.



Example:
Reinforcement steel in concrete resists tension.

3 BENDING

A combination of compression (top) and tension (bottom) caused by transverse loads, resulting in curvature.



Example:
Beams and slabs bend under floor and roof loads.

4 SHEAR

Forces act parallel to a section, causing one part of the element to slide past the other.



Example:
Shear occurs in beams and walls near supports and openings.

5 TORSION

A twisting action that causes the element to rotate about its axis.



Example:
Beams, shafts and staircases can experience torsion.

HOW STRUCTURAL ELEMENTS WORK TOGETHER

COLUMNS – MAINLY IN COMPRESSION



Columns carry loads from above and transfer them down to the foundation primarily in compression.

BEAMS – BENDING AND SHEAR



Beams resist bending from loads and shear near supports. Top in compression, bottom in tension.

SLABS – BENDING IN TWO DIRECTIONS



Slabs distribute loads to supporting beams or columns, bending in one or two directions.

HOW STRUCTURES RESPOND

RESIST
Elements are designed to resist the actions induced by loads and forces.

EQUILIBRATE
Forces are balanced within the structure to maintain stability and safety.

LIMIT DEFLECTION
Deflections and vibrations are controlled to ensure serviceability and comfort.

TRANSFER
Loads are safely transferred from one element to another until they reach the foundation.

> "Understanding how elements behave is the key to designing structures that are safe today and resilient for tomorrow."

Denline Consults
— Building today for a better tomorrow. —

ISSUE NO. 003
AUGUST 2026

MAIN FEATURE

STRUCTURAL ANALYSIS

Turning Loads and Forces into Safe, Reliable Designs



Structural analysis is the process of evaluating how a structure will respond to loads and forces. It tells us how much a member will bend, shear, twist or deflect so that we can design it to perform safely throughout its life.

Good analysis is the foundation of good design.

Analysis helps engineers predict behaviour before construction begins.

HOW STRUCTURAL ANALYSIS WORKS

1 MODEL



Create a mathematical model representing beams, columns, slabs, walls and connections.

2 APPLY LOADS



Apply dead loads, live loads, wind, earthquake and other relevant loads and combinations.

3 ANALYSE



The software solves equations to determine reactions, internal forces and deflections.

4 CHECK RESULTS



Review forces, moments, shears and deflections to ensure performance criteria are met.

5 DESIGN MEMBERS



Size and reinforce members to safely resist the calculated demands.

6 OPTIMISE



Refine the design for safety, serviceability, economy and constructability.

TYPES OF ANALYSIS

LINEAR ANALYSIS
Assumes material remains in elastic range. Fast and suitable for most building structures.

NONLINEAR ANALYSIS
Accounts for inelastic behaviour, cracking, large deflections and material nonlinearity.

DYNAMIC ANALYSIS
Evaluates time-dependent effects such as earthquake, vibration and impact.

TOOLS ENGINEERS USE

AUTODESK REVIT
BIM-based structural analysis and documentation.

AUTODESK ROBOT
Advanced structural analysis and design.

CSI ETABS
Building analysis for multi-storey and complex structures.

CSI SAP2000
General-purpose structural analysis for buildings, bridges, etc.

EXCEL
Spreadsheets for checks, calculations and verifications.

OUTCOMES OF GOOD STRUCTURAL ANALYSIS

SAFETY
Structures can resist loads without failure.

SERVICEABILITY
Limited deflection, vibration and crack control.

ECONOMY
Efficient use of materials and resources.

RELIABILITY
Consistent performance throughout life.

CONFIDENCE
Engineers, clients and users have peace of mind.

> "You can't see analysis in a building, but you can see the results of poor analysis."

Denline Consults
— Building today for a better tomorrow. —
ISSUE NO. 003
AUGUST 2026

MAIN FEATURE

STRUCTURAL DESIGN

From Analysis to a Safe, Buildable Solution

Structural design is where engineering knowledge, code requirements and practical experience come together to produce a structure that is safe, serviceable, durable and economical. It turns analysis results into drawings, details and specifications ready for construction.



GOOD DESIGN DELIVERS:

- Safety
- Serviceability
- Durability
- Economy
- Sustainability

DESIGN FOR PERFORMANCE – TWO KEY LIMIT STATES

1 SERVICEABILITY LIMIT STATE (SLS)

The structure must perform well in everyday use.

COMFORT
Limit deflection and vibration for comfort.

APPEARANCE
Control cracking to maintain appearance.

DURABILITY
Prevent conditions that can reduce service life.

FUNCTIONALITY
Ensure the building works as intended throughout its life.

Example: A floor should not deflect so much that it causes discomfort or damages finishes.

2 ULTIMATE LIMIT STATE (ULS)

The structure must be safe and stable at all times.

STRENGTH
Resist collapse under extreme loads.

STABILITY
Maintain overall stability against overturning, sliding or buckling.

ROBUSTNESS
Withstand accidental events without disproportionate collapse.

RESILIENCE
Maintain integrity during events like fire or impact.

Example: A building must resist strong winds or earthquakes without collapsing.

KEY CHECKS ENGINEERS PERFORM

STRENGTH CHECKS
Are members strong enough to resist all design forces?

DEFLECTION CHECKS
Will deflection and drift remain within acceptable limits?

CRACK WIDTH CHECKS
Will cracks be controlled to protect durability and appearance?

STABILITY CHECKS
Is the structure stable against overturning, sliding and buckling?

FOUNDATION CHECKS
Can the foundation safely transfer loads to the ground?

FIRE RESISTANCE CHECKS
Will the structure maintain its integrity for the required fire duration?

FROM DESIGN CONCEPT TO CONSTRUCTION READY

1 CONCEPT DESIGN



- Establish structural system
- Preliminary member sizes
- Feasibility and economy
- Early collaboration with the design team

2 DEVELOPED DESIGN



- Refine member sizes
- Preliminary reinforcement
- Check serviceability
- Coordinate with architectural, MEP and site requirements

3 DETAIL DESIGN



- Final member design
- Detailed reinforcement layout
- Connections and joints
- Foundation design

4 CONSTRUCTION DOCUMENTATION



- Structural drawings
- Schedules and notes
- Technical specifications
- Bills of quantities

5 CONSTRUCTION SUPPORT



- Shop drawing review
- Site inspections
- Respond to RFIs
- Ensure design intent is achieved

TYPICAL STRUCTURAL DESIGN DELIVERABLES

STRUCTURAL DRAWINGS
Plans, sections, elevations and details.

REINFORCEMENT SCHEDULES
Bar sizes, shapes, spacing and quantities.

DESIGN CALCULATIONS
Analysis outputs, design checks and supporting notes.

SPECIFICATIONS
Materials, standards and construction requirements.

BILL OF QUANTITIES
Accurate quantities for cost estimation and procurement.

3D MODELS
For coordination, visualisation and construction planning.

GOOD DESIGN IS COLLABORATIVE

The best results come from collaboration between:

- Client
- Architect
- Structural Engineer
- MEP Engineers
- Contractor



Together, we deliver structures that are safe, efficient and built to last.

> "Good structural design is invisible when it's done well, but its value is seen in the safety and performance of every building, every day."

Denline Consults
— Building today for a better tomorrow. —

ISSUE NO. 003
AUGUST 2026

MAIN FEATURE

CONSTRUCTION DOCUMENTATION

Turning Design Decisions into Clear Instructions

Good documentation communicates the engineer's intent clearly and completely. It ensures the structure is built as designed, checked, approved and recorded for quality and future reference.



WHY DOCUMENTATION MATTERS

- Clear communication of the design
- Guides accurate construction
- Supports quality control and inspections
- Provides a legal and contractual record
- Helps in future maintenance and modifications

KEY STRUCTURAL DOCUMENTS

1 GENERAL NOTES AND SPECIFICATIONS

Define standards, materials, workmanship, design criteria and other general requirements.

2 DRAWINGS

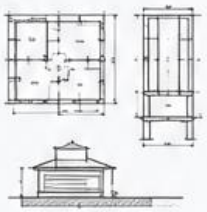

Plans, sections, elevations and details showing dimensions, levels and structural elements.

3 REINFORCEMENT DETAILS

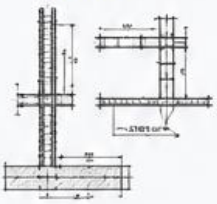

Bar sizes, shapes, spacing, bending schedules and placement in concrete elements.

4 SCHEDULES AND TABLES

COLUMN SCHEDULE		
MARK	SIZE (mm)	REINFORCEMENT
C1	300 x 300	6-16G + 8-12G
C2	300 x 450	8-16G + 8-12G
C3	400 x 400	8-20G + 8-16G
BEAM SCHEDULE		
B1	300 x 500	4-20T + 2-16B
B2	250 x 450	3-20T + 2-16B

Column, beam, slab, foundation and member schedules for quick eference.

5 CONNECTION DETAILS

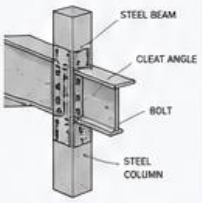

Details of steel connections, base plates, anchor bolts and other joints.

6 REPORTS AND CALCULATIONS



Design calculations, analysis results and supporting data.

DOCUMENTATION FLOW

DESIGN — Engineer develops the design.

→ **DOCUMENT** — Drawings and details are prepared.

→ **CHECK & REVIEW** — Documents are checked for accuracy and coordination.

→ **APPROVE** — Documents are approved for construction.

→ **CONSTRUCT** — Site team builds using the approved documents.

WHO USES THESE DOCUMENTS?

CONTRACTOR
Uses documents to plan, procure and build.

SITE ENGINEER / SUPERVISOR
Uses documents for setting out, monitoring and checks.

QUANTITY SURVEYOR
Uses documents for measurement and cost control.

CLIENT
Uses documents to understand scope and quality.

FUTURE MAINTENANCE TEAM
Uses documents for operation and future works.

CODES AND STANDARDS GUIDE US

Documentation must comply with relevant codes of practice, standards and statutory requirements to ensure safety, quality and compliance.

- National Building Code
- Eurocodes / BS Standards
- ACI Standards
- Local Authority Requirements
- Project Specifications

BEST PRACTICES FOR DOCUMENTATION

- Be clear, complete and unambiguous.
- Use consistent notation, symbols and units.
- Coordinate between all disciplines.
- Keep documents updated as the design evolves.
- Review and check before submission.
- Store and back up all documents securely.



> "Well prepared documentation is the bridge between good design and successful construction."



Denline Consults
— Building today for a better tomorrow. —

ISSUE NO. 003
AUGUST 2026

MAIN FEATURE

CONSTRUCTION ON SITE

Bringing Structural Design to Life Safely and Effectively



Construction is where plans become reality. Good site execution, quality control and clear communication ensure the structure built matches the design intent.

Quality on site today means safety for life.

FROM DESIGN TO COMPLETION – A CONTINUOUS LINK

DESIGN
Engineers design the structure.

→

DOCUMENTATION
Drawings and specifications issued.

→

CONSTRUCTION
Works are executed on site.

→

INSPECTION
Check, test and verify quality.

→

COMPLETION
A safe, durable and compliant structure.

KEY ACTIVITIES ON SITE

1 SETTING OUT



Accurate setting out ensures the structure is built in the right position.

2 EXCAVATION AND FOUNDATIONS



Correct depths, stable ground and proper foundations are critical.

3 REINFORCEMENT AND FORMWORK



Proper reinforcement detailing and secure formwork ensure strength and shape.

4 CONCRETE PLACEMENT



Use the right mix, place and compact concrete correctly and cure well.

5 INSPECTION AND TESTING



Regular inspections and tests confirm materials and workmanship meet requirements.

6 RECORDS AND REPORTING



Keep clear records of inspections, tests and site progress for accountability.

ROLES AND RESPONSIBILITIES

CONTRACTOR
Plan, coordinate and execute works in line with drawings, specifications and safety requirements.

STRUCTURAL ENGINEER
Provide guidance, resolve design queries and ensure structural requirements are met.

SITE ENGINEER / SUPERVISOR
Supervise daily activities, check workmanship and ensure quality compliance.

CLERK OF WORKS / INDEPENDENT INSPECTOR
Carry out independent inspections and report on quality and progress.

CLIENT
Provide resources, approvals and support decisions for smooth project delivery.

GOOD PRACTICE ON SITE

- Follow approved drawings and specifications.
- Use quality materials from approved sources.
- Ensure skilled labour and proper supervision.
- Conduct regular inspections and tests.
- Keep the site clean, safe and organised.
- Communicate issues early and resolve promptly.
- Document everything – what gets measured gets managed.

COMMON ISSUES AND HOW TO AVOID THEM

Poor workmanship	Use skilled workers and proper supervision.
Incorrect reinforcement	Check against drawings before concreting.
Inadequate concrete curing	Cure properly for the required period.
Unauthorised changes	Follow the approval process always.
Poor communication	Hold regular meetings and share updates.
Lack of quality checks	Plan and enforce inspection and testing.

SAFETY FIRST

A safe site protects people, property and progress. Always follow safety procedures and provide the right PPE.

- Risk assessment before work
- Use of appropriate PPE
- Scaffold and edge protection
- Safe lifting and equipment use
- Good housekeeping



QUALITY CHECKPOINTS

Stop. Check. Confirm.
Then proceed.

- Before concrete pouring
- Before formwork closing
- During concrete placement
- Before next stage
- After completion

> "Good construction is not about speed, it is about doing it right. Strong structures are built with quality, care and commitment."



Denline Consults
— Building today for a better tomorrow. —

ISSUE NO. 003
AUGUST 2026

MAIN FEATURE

STRUCTURAL MAINTENANCE

Caring for Today, Preserving for Tomorrow

Maintenance keeps structures safe, serviceable and valuable throughout their life. Regular care prevents small problems from becoming major failures.

A well maintained structure lasts longer, performs better and costs less.



Maintenance is not an expense; it is an investment in the safety and value of your building.

WHY MAINTENANCE MATTERS

SAFETY
Protects lives by reducing the risk of structural failure.

DURABILITY
Extends the life of the structure and its components.

ECONOMY
Prevents costly repairs and reduces life-cycle cost.

PERFORMANCE
Ensures the building continues to perform as intended.

VALUE
Maintains and increases the value of your property.

COMMON STRUCTURAL ISSUES

1 CRACKS IN CONCRETE



Causes:
- Shrinkage
- Overloading
- Poor workmanship
- Movement

2 CORROSION OF REINFORCEMENT



Causes:
- Moisture ingress
- Poor cover
- Chlorides
- Carbonation

3 WATER LEAKAGE AND DAMPNESS



Causes:
- Poor waterproofing
- Blocked drainage
- Cracks and joints
- Rising damp

4 HONEYCOMBING AND SPALLING



Causes:
- Poor compaction
- Poor workmanship
- Reinforcement congestion

5 DEFLECTIONS AND MOVEMENT



Causes:
- Overloading
- Long spans
- Creep and shrinkage
- Foundation movement

6 SETTLEMENT AND CRACKING



Causes:
- Foundation settlement
- Poor soil conditions
- Overloading
- Tree roots / water

THE KEY IS EARLY DETECTION

Small defects are easy to fix. Ignored defects become dangerous and expensive.

GOOD MAINTENANCE PRACTICES

INSPECT REGULARLY
Carry out routine inspections and monitor for changes.

KEEP DRAINAGE CLEAR
Ensure roofs, gutters, downpipes and site drains are functioning well.

KEEP IT CLEAN
Remove dirt, debris, vegetation and stagnant water.

REPAIR PROMPTLY
Fix minor defects immediately before they worsen.

PROTECT ELEMENTS
Apply protective coatings, sealants and proper waterproofing.

KEEP RECORDS
Maintain a log of inspections, repairs and maintenance activities.

WHO IS RESPONSIBLE?

CLIENT / OWNER
Provide resources and ensure maintenance is done.

FACILITY MANAGER
Plan maintenance schedules and monitor performance.

STRUCTURAL ENGINEER
Advise on inspections, assessments and repairs.

CONTRACTOR
Carry out maintenance works to required standards.

THE STRUCTURAL MAINTENANCE LIFECYCLE

INSPECT
Identify condition and potential problems.

→ **ASSESS**
Evaluate severity and determine priority.

→ **PLAN**
Prepare maintenance plan and budget.

→ **ACT**
Carry out repairs and maintenance works.

→ **VERIFY**
Check quality of work and ensure requirements met.

→ **RECORD**
Update records for future reference.

→ **MONITOR**
Continue monitoring and repeat the cycle.

SUSTAINABLE MAINTENANCE, SUSTAINABLE FUTURE

Proper maintenance conserves resources, reduces waste and supports a safer, greener built environment.



> "The best time to maintain a structure was yesterday. The next best time is today."



Denline Consults
— Building today for a better tomorrow. —

ISSUE NO. 003
AUGUST 2026

MAIN FEATURE

STRUCTURAL SAFETY

Building Strong. Keeping People Safe.

Structural safety is about more than strong materials and good design – it is about protecting lives, property and the future. Every decision we make on a project affects the safety of everyone who will use the structure.

Safety is everyone's responsibility. Together, we build with care.



SAFE STRUCTURES PROTECT:

- **Lives** – The most important reason of all.
- **Property** – Safeguards investments and reduces losses.
- **Reputation** – Quality and safety build trust and credibility.
- **Compliance** – Meets legal and regulatory requirements.
- **Sustainability** – Safe structures stand the test of time.

PRINCIPLES OF STRUCTURAL SAFETY

1. STRENGTH
The structure has adequate strength to resist all expected loads and actions.

2. STABILITY
The structure remains stable and does not collapse or lose balance.

3. DURABILITY
The structure maintains its performance throughout its designed life.

4. SERVICEABILITY
The structure performs well under normal use without excessive defects.

5. ROBUSTNESS
The structure can resist unexpected events without disproportionate collapse.

COMMON RISKS AND HOW TO MANAGE THEM

RISK	WHAT CAN GO WRONG	HOW TO MANAGE
Overloading	Exceeding design loads from heavy use or storage.	Follow design load limits. Control changes in use.
Corrosion	Steel reinforcement weakens due to rust.	Use quality materials. Ensure proper cover and protective coatings.
Water Ingress	Water causes damage, cracking and deterioration.	Provide good drainage. Waterproof exposed surfaces.
Poor Workmanship	Incorrect construction methods and poor detailing.	Use skilled labour. Supervise and inspect regularly.
Lack of Maintenance	Small defects grow into serious problems.	Inspect regularly. Fix defects promptly.
Extreme Events	Earthquake, wind, fire or impact loads.	Design for resilience. Follow relevant codes and standards.

SAFETY THROUGHOUT THE PROJECT

PLAN – Identify risks and plan safe solutions.

DESIGN – Use codes, analysis and good engineering judgement.

BUILD – Follow drawings, specifications and safe construction practices.

CHECK – Inspect, test and verify at every key stage.

MAINTAIN – Monitor condition and carry out regular maintenance.

WHAT WE CAN ALL DO

- Follow drawings and specifications.
- Use quality materials.
- Work with skilled and competent teams.
- Inspect and test regularly.
- Report issues early.
- Keep good records.
- Maintain the structure throughout its life.



CASE STUDY

THE COST OF IGNORING STRUCTURAL SAFETY



WHAT HAPPENED

A building developed cracks and excessive deflection within two years due to poor design review and inadequate supervision.

THE RESULT

- Expensive repairs
- Business disruption
- Risk to occupants
- Loss of client trust

Lessons learned: Invest in good design, quality construction and regular maintenance – it always pays.

> "A strong structure is not just measured by concrete and steel, but by the safety and confidence it gives to everyone it serves."

Denline Consults
— Building today for a better tomorrow. —

ISSUE NO. 003
AUGUST 2026

CASE STUDY

STRUCTURAL DESIGN IN ACTION

A Practical Approach. A Safe, Buildable Solution.

Every great structure starts with a clear understanding of the brief, the site and the purpose. This case study takes you through our structural design process for a realistic hypothetical project — from concept to construction readiness.

→ Good design is not just about calculations; it is about creating value, ensuring safety and delivering confidence.



PROJECT AT A GLANCE

Project:	Proposed Mixed-Use Commercial Development
Client:	Private Developer
Location:	Kampala, Uganda
Type of Structure:	Commercial / Office Development
Scope:	Structural Engineering Design & Construction Documentation
Status:	Hypothetical Case Study

This hypothetical case study is presented for educational purposes to illustrate typical structural design principles and processes.

1 PROJECT OVERVIEW

THE OBJECTIVE

To design a safe, functional and cost-effective structure that accommodates retail spaces, offices and ancillary facilities with flexibility for future use.

THE CHALLENGE

The narrow urban site with varying floor uses, parking requirements and high live loads required an efficient structural system that is safe, economical and sustainable.

OUR SOLUTION

An integrated structural system using reinforced concrete frames and shear walls, optimized for strength, stiffness and serviceability while meeting code and client requirements.

THE RESULT

A stable, efficient and buildable structure that meets functional needs, complies with standards and is ready for construction with clear and coordinated documentation.

2 KEY DESIGN CONSIDERATIONS

- Efficient use of space and column layout for flexibility
- Seismic safety and lateral stability
- Adequate strength and serviceability
- Natural lighting, ventilation and user comfort
- Durability and low maintenance
- Compliance with codes and standards
- Cost effectiveness and constructability
- Provision for future expansion and adaptability

3 STRUCTURAL CONCEPT

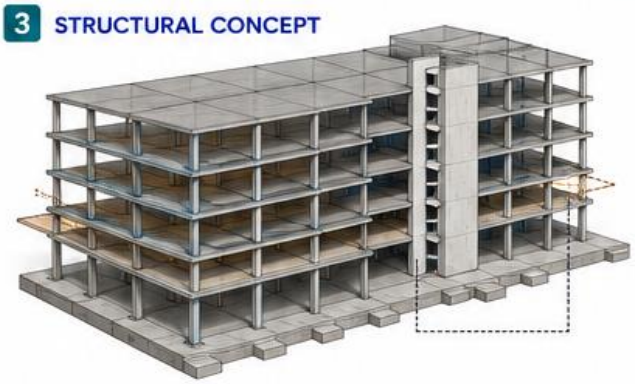

The structure adopts a reinforced concrete frame system with shear walls for lateral stability. Flat slabs are used for efficient floor-to-floor height and long spans in commercial areas.

- Reinforced Concrete Frames
- Shear Walls (Lateral Stability)
- Flat Slab System
- Columns
- Foundations

STRUCTURAL HIGHLIGHTS

- Reinforced concrete frames and shear walls for strength and lateral resistance.
- Flat slab system for large, open spaces and clean ceilings.
- Raft foundation chosen due to the site's soil conditions and basement requirements.
- Separate stair and lift cores ensure safety and functionality.
- Sustainable design principles considered for durability and resource efficiency.

4 DESIGN PROCESS SNAPSHOT

UNDERSTAND
We studied the brief, site conditions and client needs.

→ **CONCEPTUALIZE**
Developed initial structural concept and layout options.

→ **ANALYZE**
Performed structural analysis to verify performance and optimize design.

→ **DESIGN**
Designed structural elements to meet strength, serviceability and code requirements.

→ **DOCUMENT**
Prepared coordinated drawings, details and schedules for construction.

→ **DELIVER**
Issued drawings ready for tender and construction.

> "Great structures are built on good planning, smart design and attention to detail."

CASE STUDY

STRUCTURAL DESIGN IN ACTION

5 SITE AND PROJECT CONTEXT

A six-storey mixed-use commercial building on a tight urban plot with high pedestrian and vehicular activity.

SITE LOCATION
Central business area, Kampala, Uganda

PLOT SIZE
30 m (Frontage) x 40 m (Depth) = 1,200 m²

BUILDING USE
Ground Floor: Retail
Floors 1–5: Offices

SITE CONDITIONS
Moderate slope towards the rear, good access and services available, urban infill site.



DESIGN BASIS

- Uganda National Building Code 2020
- BS EN 1990, 1991, 1992, 1993, 1998 (Eurocodes)
- ACI 318-19 (Concrete Design Code)
- AISC 360-16 (Steel Design Code)
- Good Engineering Practice and Client Requirements

6 STRUCTURAL ANALYSIS AND DESIGN

LOADS CONSIDERED

Load Type	Considerations
Dead Loads	Self-weight of structural elements, finishes, services
Live Loads	Office, retail, corridors, stairs and roof
Wind Loads	Based on wind speed for Kampala (UBC/EN 1991-1-4)
Seismic Loads	Seismic zone factor for Uganda (low to moderate)
Soil & Foundation	Based on geotechnical investigation report

ANALYSIS APPROACH

- 3D structural model developed using ETABS.
- Linear elastic analysis for all load combinations.
- Critical elements checked for strength, serviceability (deflection, cracking) and stability.
- Design optimized for safety, durability and economy.



KEY DESIGN OUTPUTS

Element	Design Outcome
Columns	RC columns designed for axial load, bending and shear.
Beams	RC beams designed for flexure and shear.
Slabs	Flat slab system with drop panels at columns.
Shear Walls	Reinforced concrete shear walls for lateral stability.
Foundations	Raft foundation with thickened zones under columns and walls.
Overall	Structure satisfies strength, stability and serviceability criteria.

7 FOUNDATION SOLUTION

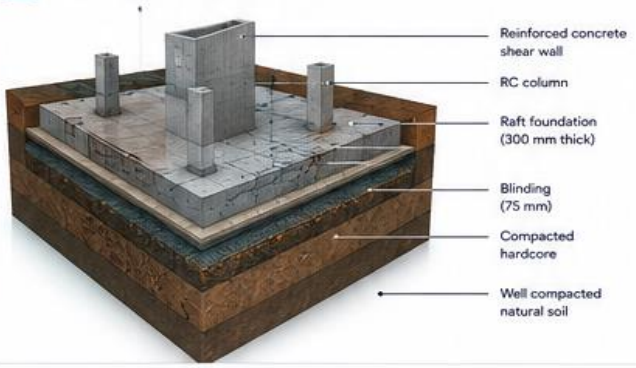

A raft foundation was adopted to control differential settlement and provide a uniform load transfer to the soil. The design ensures adequate safety against bearing failure, sliding and uplift.

GEOTECHNICAL SUMMARY

Soil Type	Silty clay with sand
Allowable Bearing Capacity	200 kN/m²
Groundwater Level	Below 3.0 m
Foundation Type	Reinforced Concrete Raft
Design Check	Bearing, Sliding, Uplift OK

WHY RAFT FOUNDATION?

- Uniform load distribution
- Controls differential settlement
- Suitable for closely spaced columns and core walls
- Improved stability and rigidity
- Cost-effective for this site and building configuration

8 DESIGN OPTIMIZATION AND COORDINATION

COST OPTIMIZATION
- Efficient column grid
- Balanced member sizes
- Value engineering without compromising safety

BUILDABILITY
- Standard bar sizes
- Simplified formwork
- Constructable details for faster execution

MULTI-DISCIPLINE COORDINATION
- Early coordination with Architectural and MEP teams
- Clash-free model
- Smooth site execution

9 LESSONS LEARNED

- Early understanding of the brief and site conditions is critical.
- A well-coordinated structural system improves performance and constructability.
- Optimization delivers value without compromising safety.
- Clear documentation and communication ensure a successful project.



> Good structural design transforms ideas on paper into real, safe and lasting spaces.
> It is the backbone of every successful building.



Denline Consults
— Building today for a better tomorrow. —
ISSUE NO. 003
AUGUST 2026

CASE STUDY | STRUCTURAL DESIGN IN ACTION

10 CONSTRUCTION READINESS

A complete and coordinated set of structural drawings and specifications was prepared to ensure smooth construction and accurate execution on site.

DELIVERABLES INCLUDED

- **Structural drawings** — Plans, elevations, sections, details
- **Reinforcement drawings** — Bar bending schedules and details
- **Specifications** — Materials, workmanship and standards
- **Schedules** — Column, beam, slab and footing schedules
- **3D coordination model** — For clash detection and coordination
- **Bill of Quantities** — For cost planning and procurement



Coordinated, clear and buildable documentation.



3D BIM model used for coordination and clash detection.

TYPICAL DETAIL HIGHLIGHTS

RC COLUMN TO FOUNDATION

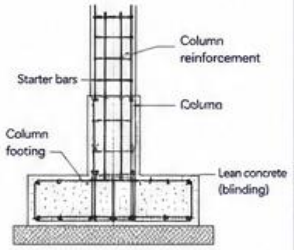

TYPICAL BEAM TO COLUMN CONNECTION

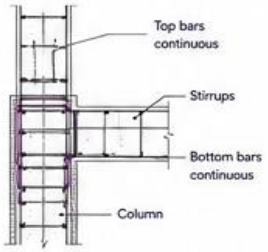

TYPICAL SLAB DETAIL

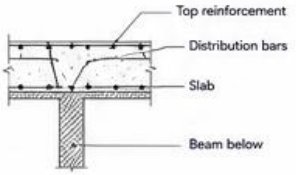

Note: Details not to scale.

11 CONSTRUCTION SUPPORT

We provided continuous structural support during construction to ensure the design intent was achieved and quality was maintained.



- Review of shop drawings and bar bending schedules
- Site visits and inspections
- Technical queries and clarifications
- Material compliance verification
- Construction progress monitoring
- Timely issue resolution to keep the project on track

12 PROJECT OUTCOMES

SAFE AND RELIABLE
The structure is designed to meet all safety requirements with adequate strength and stability.

FUNCTIONAL AND EFFICIENT
The building provides flexible, open and well-lit spaces for retail and office activities.

COST-EFFECTIVE
Value-engineered solutions and optimized design resulted in efficient use of materials and cost savings.

SUSTAINABLE
Durable materials, natural ventilation and daylighting reduce life-cycle cost and environmental impact.

CLIENT SATISFACTION
The client received a well-designed structure, documented for quality construction and future use.



A strong design today for a better, more sustainable tomorrow.

13 KEY TAKEAWAYS

UNDERSTAND THE CONTEXT
A clear understanding of the site, client needs and constraints is the foundation of good design.

INTEGRATE AND COORDINATE
Integration of structure with architecture and MEP leads to efficient and buildable solutions.

PLAN FOR THE FUTURE
Good structural design considers safety, durability, adaptability and life-cycle value.

> Good structural design is about more than numbers. It's about turning ideas into safe, functional and lasting structures that serve people for years to come.

14 CLIENT PERSPECTIVE (HYPOTHETICAL)

> *Denline Consults delivered a practical, safe and cost-effective structural solution for our project. Their professional approach, clear communication and attention to detail gave us confidence from design through to construction readiness.*

— Private Developer

PROJECT AT A GLANCE (RECAP)

Location:	Kampala, Uganda
Type:	Commercial / Office Development
Scope:	Structural Engineering Design & Construction Documentation
Status:	Hypothetical Case Study

OUR COMMITMENT
We are committed to delivering innovative, safe, sustainable and value-driven structural solutions that shape a better built environment.

Engineering strength.
Designing confidence.
Building the future.

This hypothetical case study is presented for educational purposes.

Denline Consults
— Building today for a better tomorrow. —
ISSUE NO. 003
AUGUST 2026

PROFESSIONAL INSIGHT

STRUCTURAL DESIGN IS MORE THAN CALCULATIONS



Engineering judgement, Practical thinking. Real-world responsibility.

Behind every safe and successful building is more than software and numbers. It is the structural engineer's judgement, experience and commitment to doing the right thing, well.

> "Our job is to turn ideas on paper into safe, functional and lasting structures that improve lives.

WHAT GREAT STRUCTURAL DESIGN REALLY INVOLVES

1 UNDERSTAND THE BIG PICTURE

We start by understanding the purpose of the building, the needs of the client and the context of the site.

2 MAKE SMART CHOICES

Selecting the right structural system and materials is a balance of safety, cost, durability and constructability.

3 GO BEYOND THE NUMBERS

Analysis informs us, but judgement decides. We interpret results, consider uncertainties and ensure adequate safety.

4 COORDINATE EFFECTIVELY

Great design happens in collaboration with architects, MEP engineers, contractors and the entire project team.

5 THINK ABOUT CONSTRUCTION

A good design is easy to build. We think ahead, minimize complications and support efficient execution.

PRINCIPLES THAT GUIDE OUR WORK

SAFETY FIRST	The safety of people is our highest priority in every decision we make.
FUNCTIONAL & EFFICIENT	Structures should work well, feel right and serve their purpose effectively.
SUSTAINABLE BY DESIGN	We design with resources in mind—durable systems, efficient materials and responsible solutions.
ETHICAL & RESPONSIBLE	We uphold professional integrity, comply with codes and stand by the quality of our work.
CONTINUOUS IMPROVEMENT	We learn, innovate and refine our processes to deliver better outcomes every day.

ALWAYS REMEMBER

- A well-designed structure protects lives and property.
- Good design saves cost in the long run.
- Attention to detail prevents big problems.
- Clear documentation and communication are as important as the calculations.
- **Our reputation is built one safe structure at a time.**



> "Engineering is the art of directing the great sources of power in nature for the use and convenience of man.
> – Thomas Tredgold

At Denline Consults, we combine technical excellence with practical judgement to deliver structural designs that are **safe, buildable and built to last.**

Denline Consults
— Building today for a better tomorrow. —

ISSUE NO. 003
AUGUST 2026

CONSTRUCTION TIP OF THE WEEK

NEVER ALTER A STRUCTURAL ELEMENT WITHOUT ENGINEERING REVIEW.



Changing a beam, column, wall or slab without proper engineering input can seriously compromise the safety, stability and performance of the entire structure.

WHY IT MATTERS

- Structural elements work together as a system. Altering one part affects the whole.
- Unauthorized changes can lead to excessive deflection, cracks or even collapse.
- You may be liable for damage, injury or loss of life.
- Engineering review ensures safety, compliance and peace of mind.

COMMON ALTERATIONS THAT ARE RISKY

Removing or cutting columns	Cutting beams or slabs	Creating new openings	Removing shear walls	Adding heavy equipment
	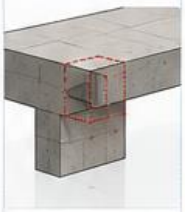			
Columns carry vertical loads. Removing one can cause progressive collapse.	Reduces strength and can cause cracking or failure under load.	May weaken the member and require additional reinforcement.	Shear walls resist lateral forces like wind and earthquake. Do not remove!	Extra loads must be checked to ensure the structure can safely carry them.

WHAT YOU SHOULD DO

- ✓ Always consult a structural engineer before making any changes.
- ✓ Provide accurate information about the proposed alteration.
- ✓ Follow the engineer's recommendations and detailed drawings.
- ✓ Use qualified contractors to carry out the approved works.
- ✓ Keep all structural drawings and approvals on site.

ASK YOUR ENGINEER

- Will this alteration affect the strength or stability of the structure?
- Do we need additional support or reinforcement?
- Are there safer alternatives?
- How will this affect the rest of the building?
- What approvals are required?

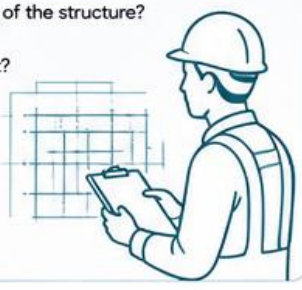

IMPORTANT:
If you discover an unauthorized alteration on site,
STOP WORK IMMEDIATELY
and inform the engineer.

Your decision today protects lives, property and the future of your project.



> "Small changes can have big consequences. Safety is not expensive—it's priceless."

Denline Consults
— Building today for a better tomorrow. —
ISSUE NO. 003
AUGUST 2026

MYTH VS REALITY

STRUCTURAL DESIGN MYTHS VS. REALITY



There are many misconceptions about structural design and construction. Let's separate myth from reality to build safer, smarter and stronger.

1

MYTH

More reinforcement always means a stronger structure.

REALITY

Strength depends on proper design, detailing and placement. Too much steel can cause congestion, poor compaction and reduce effectiveness.



2

MYTH

If it looks strong, it must be safe.

REALITY

Safety is not visible. A structure must meet code requirements, be properly analysed and correctly built to be safe.



3

MYTH

Small changes won't affect the structure.

REALITY

Even small changes like removing a wall or enlarging an opening can change load paths and compromise stability.



4

MYTH

All concrete is the same.

REALITY

Concrete strength, quality control and curing determine performance and durability. Not all concrete mixes are suitable for every application.



5

MYTH

Design is the engineer's job; construction is the contractor's job.

REALITY

Great results come from teamwork. Design intent must be understood, communicated and followed on site by everyone.



THE BOTTOM LINE

Structural safety is built on knowledge, engineering judgement and proper execution.

Don't rely on assumptions. Rely on qualified professionals and proven standards.

Good design + Quality construction + Regular inspection = Safe and durable structures.

When in doubt, consult your structural engineer. It's a small step that prevents big problems.

REMEMBER

- Codes and standards exist for your safety.
- Good engineering is invisible; poor engineering is unforgettable.
- Ask questions. Understand your structure.
- Build it right the first time.



KEY TAKEAWAY

Myths can be misleading, but facts save lives. Trust engineering, follow good practices and work with professionals to achieve structures that stand the test of time.

Denline Consults
— Building today for a better tomorrow. —

ISSUE NO. 003
AUGUST 2026

DID YOU KNOW?

AMAZING FACTS ABOUT STRUCTURES



The built environment is full of incredible engineering. Here are some fun and fascinating structural facts!

01 CONCRETE GETS STRONGER WITH TIME

Concrete continues to gain strength for months and can reach up to 70–80% of its design strength in the first 28 days, but it keeps getting stronger beyond that!

02 STEEL IS INCREDIBLY STRONG

Structural steel has a very high strength-to-weight ratio. A steel column can carry heavy loads while occupying very little space.



03 A WELL-DESIGNED STRUCTURE MOVES (SLIGHTLY)

Buildings are designed to move a little under wind, earthquake or load. It's this flexibility that helps them stay standing.



04 REINFORCEMENT BARS HAVE RIBS FOR A REASON

The ribs on rebar help it bond tightly with concrete, preventing slip and ensuring both materials work together.



05 FOUNDATIONS CARRY THE LOAD, QUIETLY

The foundation is the most important part of a structure because it safely transfers loads to the ground. Out of sight, but never out of importance!



06 EARTHQUAKE-RESISTANT BUILDINGS SAVE LIVES

Good structural design doesn't stop earthquakes, but it ensures buildings sway safely and protect the people inside.



07 SMALL DETAILS MAKE A BIG DIFFERENCE

Proper detailing, anchorage and connections are often the difference between a safe structure and structurral failure.



08 BUILDINGS ARE DESIGNED FOR THE FUTURE

Engineers consider future loads, code changes, durability, and how a structure will perform many years from now.



Fun Fact!

The Great Pyramid of Giza has stood for over 4,500 years — a testament to the power of good design and quality construction!



IN A NUTSHELL

Strong structures are built on knowledge, experience, good materials and attention to detail.

> *"Engineering turns ideas into safe, functional and lasting realities."*

GOOD STRUCTURAL DESIGN ISN'T JUST ABOUT BUILDINGS;
IT'S ABOUT BUILDING CONFIDENCE, SAFETY AND A BETTER TOMORROW.

Denline Consults
— Building today for a better tomorrow. —

ISSUE NO. 003
AUGUST 2026

QUOTE OF THE WEEK

The strength of a building begins with good design, grows with quality construction and lasts with proper care.

— Unknown

Great structures don't happen by chance.

They are designed, built and cared for.



LOOKING AHEAD

COMING IN THE NEXT ISSUE!

QUALITY CONTROL ON SITE

Quality is not just about good design—it's about how it is managed and controlled on site every day. In Issue No. 004, we focus on the practical side of quality control in construction. What to expect:

- Site inspections that add value
- Common quality issues and how to prevent them
- Testing and documentation on site
- The role of the site team and Clerk of Works
- Simple tools for effective quality control



WHAT YOU GAIN WHEN QUALITY IS CONTROLLED

- **Safer structures** — Protects lives and property.
- **Lower costs** — Reduces rework and wastage.
- **On-time delivery** — Keeps your project on track.
- **Better reputation** — Builds trust and client confidence.
- **Long-term performance** — Structures that serve for years.

THIS ISSUE IN NUMBERS

10	Main feature articles on structural design
1	Case study project explored in detail
8+	Practical tips, insights and facts
100%	Our commitment to safe, sustainable structures

We continue to share knowledge that empowers better decisions, stronger structures and a better built environment.

Thank you for reading Denline Construction Insights. See you in the next issue!

DID YOU ENJOY THIS ISSUE?

Your feedback helps us keep improving. Tell us what you liked, what we can improve and what topics you'd like us to cover next.

Share your thoughts with us:
info@denlineconsults.com
or WhatsApp: 0702 232153

Scan to visit our website and explore more articles.

Denline Consults
— Building today for a better tomorrow. —
ISSUE NO. 003
AUGUST 2026

ABOUT DENLINE CONSULTS LIMITED

Denline Consults Limited is a multidisciplinary engineering and construction consultancy committed to delivering innovative, safe, sustainable and value-driven solutions that transform the built environment.



OUR SERVICES

ARCHITECTURE
Creative and functional architectural solutions that blend aesthetics, space and purpose.

ENGINEERING
Safe, efficient and sustainable structural designs that stand the test of time.

TECHNICAL CONSULTANCY
Expert guidance across the project lifecycle for informed decisions and better outcomes.

OUR CORE VALUES

- **INTEGRITY** — We do the right thing, always.
- **PROFESSIONAL EXCELLENCE** — We deliver quality with competence.
- **CLIENT FOCUS** — We listen, understand and add value.
- **ACCOUNTABILITY** — We take ownership of our commitments.
- **SUSTAINABILITY** — We build responsibly for a better future.
- **SAFETY** — We protect people and the environment.

DENLINE AT A GLANCE

100% Commitment to quality and professionalism

Multidisciplinary Expert Team — Bringing together skills and experience

End-to-End Solutions — From concept to completion

Sustainable Approach — Designing for people, planet and prosperity

Safety First — Building safely, always

GET IN TOUCH

We'd love to hear from you. Let's build something great together.

0702 232 153 (WhatsApp preferred)
+256 788 774 838
denlineconsults@gmail.com
info@denlineconsults.com
www.denlineconsults.com
P.O. Box 211702, Kampala, Uganda
X (Twitter): denlineconsults
Instagram: denlineconsults
LinkedIn: denlineconsults

BUILDING BETTER TOGETHER

At Denline Consults Limited, we partner with our clients to create spaces and structures that inspire, serve and endure.



DENLINE CONSTRUCTION INSIGHTS
ISSUE NO. 003 | AUGUST 2026

A Knowledge Series for a Stronger Built Environment

Denline Consults LIMITED

Architecture. Engineering. Technical Consultancy.



WE SHAPE OUR BUILDINGS; THEREAFTER, THEY SHAPE US.

We are committed to delivering innovative, safe, sustainable and value-driven solutions that transform the built environment and create lasting impact.

OUR SERVICES

ARCHITECTURE
Creative and functional designs that blend aesthetics, space and purpose.

ENGINEERING
Safe, efficient and sustainable structural designs that stand the test of time.

TECHNICAL CONSULTANCY
Expert guidance across the project lifecycle for informed decisions and better outcomes.

THANK YOU for reading Denline Construction Insights.

We look forward to serving you better.

GET IN TOUCH

0702 232 153 (WhatsApp preferred)
+256 788 774 838
denlineconsults@gmail.com
info@denlineconsults.com
www.denlineconsults.com
P.O. Box 211702, Kampala, Uganda
X (Twitter): denlineconsults
Instagram: denlineconsults
LinkedIn: denlineconsults

ISSN 3009-2026
9 773009 202600

Building today for a better tomorrow.